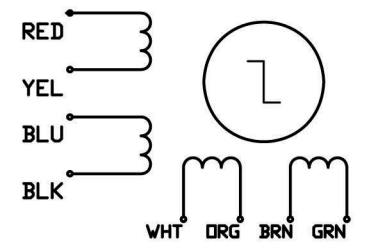


110MC280-S Stepper Motor

GENERAL SPECIFICATIONS

ITEM	VALUE
Step Angle	1.8 °
Step Angle Accuracy	± 5% (full step, no load)
Resistance Accuracy	± 10%
Inductance Accuracy	± 20%
Temperature Rise	80 °C Max.(rated current, 2 phase on)
Ambient Temperature	-20 °C ~ +50 °C
Insulation Resistance	100 MΩ Min., 500VDC
Dielectric Strength	1800VAC, 1s, 5mA
Shaft Radial Play	0.02 Max. (450 g-load)
Shaft Axial Play	0.08 Max. (450 g-load)
Max. Radial Force	220 N (20 mm from the flange)
Max. Axial Force	60 N

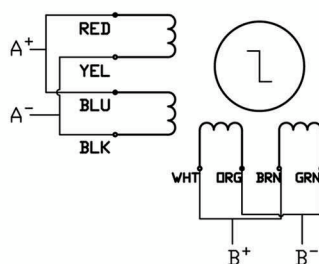
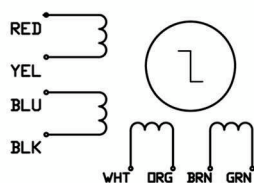
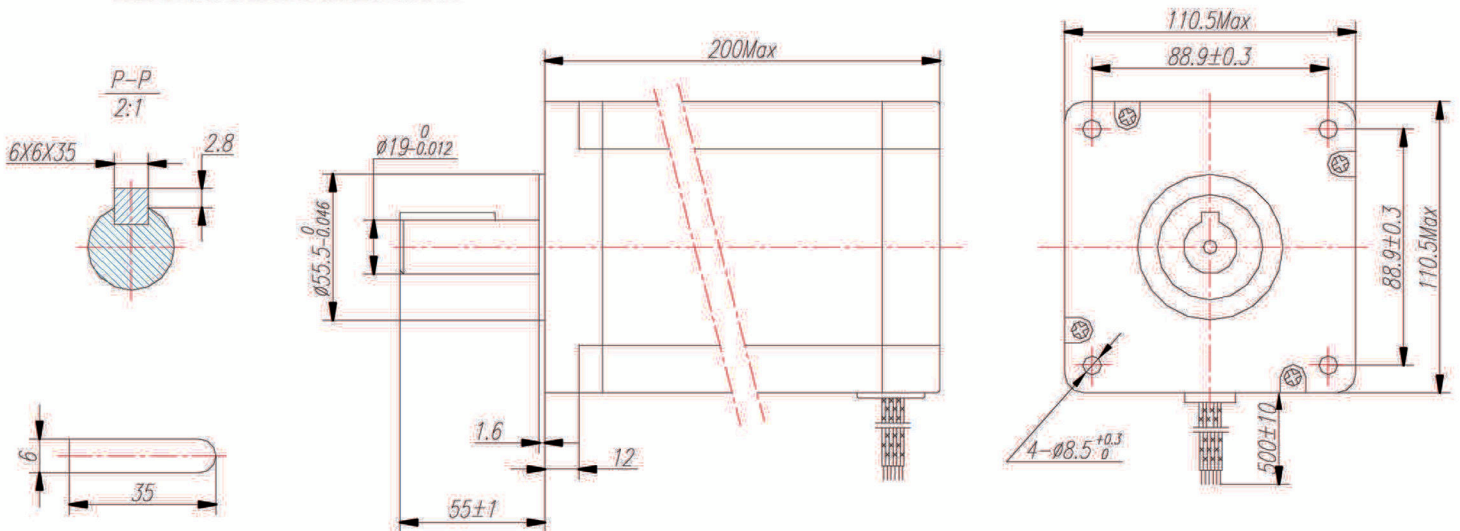
WIRING DIAGRAM



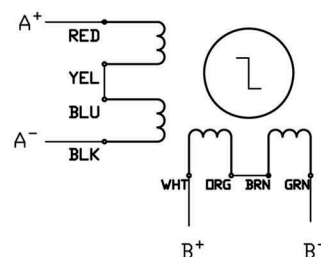
TECHNICAL SPECIFICATIONS

MODEL	CURRENT	RESISTANCE	INDUCTANCE	HOLDING TORQUE	LEAD WIRE	WEIGHT	LENGTH
	A/∅	Ω/∅	mH/∅	N.cm	Pin	Kg	mm
110MC280-S	7.8	0.65	12.7	280	8	12	200

MECHANICAL DIMENSION



parallel



serial